

Kentucky High School Athletic Association

Memorandum

To: Superintendent, Principal, and Athletic Director

From: Brigid L. DeVries, Commissioner




Date: July 8, 2002

Subject: 2001-2002 Annual Report Forms Submission

School: Tates Creek High School

Enclosed please find a copy of Form T-65, The 2001-2002 Annual Report Forms Checklist. In addition, you may find an attachment with corrected copies of the forms submitted by your school personnel. Please review this information so the forms can be completed accurately in the future. Also, KHSAA Audit Staff may have requested a re-submission of some of the 2001-2002 Annual Report Forms or need additional information on your athletic programs. Please submit this information by the date requested if this is applicable. Copies and all KHSAA Title IX documents must be kept current and included in your permanent Title IX File at the school. All documents are subject to Open Records Requests.

Should you need any further information, please do not hesitate to call anytime.



Memo

To: KHSAA Member School Superintendents, Principals, and Athletic Directors

From: Brigid L. DeVries, Commissioner

Date: July 8, 2002

Re: 2002 Title IX Forms Submission

School	Tates Creek	Reviewed by	Fran Edwards
--------	-------------	-------------	--------------

The following is a status report regarding the required 2001 - 2002 Title IX submission of forms due in to the KHSAA office by April 15, 2002. Appropriate audit personnel have reviewed these forms and the following is a summary of this review.

I. Checklist of Forms properly submitted in a satisfactory manner:

<input checked="" type="checkbox"/>	GE 19 (Annual Verification)	<input checked="" type="checkbox"/>	T-35 (Budget Expenses)
<input checked="" type="checkbox"/>	T-1 (Summary Program Chart 1)	<input checked="" type="checkbox"/>	T-36 (Budget Expenses)
<input checked="" type="checkbox"/>	T-2 (Summary Program Chart 2)	<input checked="" type="checkbox"/>	T-41 (Checklist – Overall Interscholastic Program)
<input checked="" type="checkbox"/>	T-3 (Summary Program Chart 3)	<input checked="" type="checkbox"/>	T-60 (Corrective Action Plan)
<input checked="" type="checkbox"/>	T-4 (Summary Program Chart 4)	<input checked="" type="checkbox"/>	T-63 (Interscholastic Survey Results)

II. Status

A.	<input checked="" type="checkbox"/>	2001 – 2002 Forms are satisfactory and no further information or action is necessary at this time.
B.		Errors have been noted with respect to the following forms and corrected copies are being returned to you for placement in your Title IX file to ensure proper submission in the future.
C.		The following forms were omitted and must be submitted by school representatives.
D.		Other Recommendation and Comments:

Tates Creek High School

1111 Centre Parkway
Lexington, Kentucky 40517
Telephone (606)381-3620
FAX (606)381-3635

April 11, 2002

APR 12 2002

MEMORANDUM

TO: LOUIS STOUT, COMMISSIONER
KENTUCKY HIGH SCHOOL ATHLETIC ASSOCIATION

FROM: BOB GARDNER, PRINCIPAL

RE: ADDENDUM TO FORM T35

This is to clarify some of the items on Form T35.

- Boys and Girls Basketball Travel
The amount is an estimate since Fayette County has not yet billed us for transportation. The Boys travel amount includes \$5,220 for air travel to a Holiday Tournament in Florida.
- Awards
Our awards amount includes banquet expenses.
- Facilities Improvement
The \$300,000 for facilities improvement is the amount allocated for the softball facility.
- Girls Golf
We had no girls come out for girl's golf. We have changed coaches this year and we hope to encourage enough girls to come out and field a team.
- B Column (Budget)
Our sports are all self funded. We do not budget for the athletic teams. This is a district wide policy.

APR 12 2002



**2001-2002 KENTUCKY HIGH SCHOOL ATHLETIC ASSOCIATION
ANNUAL VERIFICATION OF TITLE IX PROCEDURES
(To be submitted by April 15, 2002 along with other required forms)**

The Tates Creek High School, Lexington, Kentucky
(Name of High School) (City)

certifies to the Kentucky High School Athletic Association that the following is an accurate and true representation of the facts surrounding compliance with Title 20, U.S.C. Titles 1681-1688, et. Seq. (also known as Title IX)

I certify the following provisions in accordance with records at the school contained in the permanent Title IX file, and to the best of my knowledge have completed the following tasks. (All boxes must be checked)

- Established a gender equity committee at the high school. (list committee personnel and provide attachment if necessary)

Name	Address	Phone	Title
Bob Gardner	Tates Creek High School	381-3620	Principal
Joe Ruddell	" "	" "	Athletic Director
Wardell Johnson	2393 Woodfield Circle	272-7085	Parent
Barbara Kok	Tates Creek High School	381-3620	Teacher/Coach
Betsy Rains	" "	" "	Teacher/Coach
Rebecca Wood	" "	" "	Teacher
Allison Davis	" "	" "	Teacher/Coach

- Scheduled a minimum of three meetings during the 2001-2002 school year on the following dates:

March 12, 2002
March 19, 2002
April 9, 2002

- Designated the following person(s) as the Title IX coordinator for the school/district:

Name	Title	Address	Phone
Joe Ruddell	Athletic Director	TCHS, 1111 Centre Pkwy, 40517	859/381-3620

- School personnel are continuing to make periodic reviews of the boys and girls athletics program reflected in the Corrective Action Plan.

- In addition to the above information, the above referenced school maintains a complete permanent file relative to Title IX records including copies of the self-assessment audit, all corrective action plans, and other related materials.

Principal's Signature

April 11 2002
Date

Superintendent Signature

School Board Chairpersons' Signature

(Send original copy to KHSAA - Maintain duplicate in Title IX school folder)

2001-2002
ACCOMMODATION OF INTERESTS AND ABILITIES
SUMMARY PROGRAM CHART 1

KHSAA
 Form 11
 Rev. 07/01

Participation Opportunities Test One

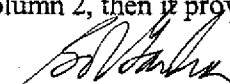
		(Column 1)	(Column 2)	(Column 3)	(Column 4)
	Program	Enrollment	Percentage of Total Enrollment	Number of Interscholastic Participants (double and triple count)	Percentage of Total Participation
Row 1	GIRLS	860	51. %	204	34%
Row 2	BOYS	843	49 %	396	66%
Row 3	Totals	1703	100%	600	100%

Instructions:

*Number of 8th grade students & below used in Column 4 calculations if applicable: _____

- 1) Determine the total number of girls enrolled, (place in Row 1, Column 1). Determine the total number of boys enrolled, (place in Row 2, Column 1).
- 2) Add the total number of girls and boys enrolled to determine total enrollment, (place in Row 3, Column 1).
- 3) Calculate the percentage of total enrollment that is female. (Divide Row 1, Column 1 by row 3, Column 1 and place in Row 1, Column 2.) Calculate the percentage of total enrollment that is male. (Divide Row 2, Column 1 by Row 3, Column 1 and place in Row 2, Column 2.) Note: Row 1, Column 2 plus Row 2, Column 2 should total 100%.
- 4) Ask the head coaches to review the most updated eligibility or squad lists for their teams. Ask coaches to confirm the names of those individuals who are on the team as of the first **date of competition**, and cross out the names of those who were cut from the team or quit the team prior to the first competitive event. Determine the total number of interscholastic athletics participants that are girls, (and place in Row 1, Column 3). In order to determine the total number of athletics participants, an individual should be counted each time he or she participates on a team. For example, if Jane Doe competes on the varsity volleyball team, the junior varsity volleyball team, the junior varsity basketball team, and the varsity softball team, she should be counted as four participants (**do not include club or intramural sports participants, cheerleaders, dance teams, or pom squads**). Calculate the same way for boys and girls. * In addition, should 8th grade students and below play on a Freshman, Junior Varsity, or Varsity team, they should also be counted for each team and sport on which they participate. If applicable, please asterisk the above notation as to how many 8th grade students & below are included. Using the same procedure, determine the total number of interscholastic athletic participants that are boys, (and place in Row 2, Column 3). Add Row 1, Column 3 plus Row 2, Column 3 to get total participants and place in Row 3, Column 3.
- 5) Calculate the percentage of female participation. (Row 1, Column 3 divided by Row 3, Column 3 and place in Row 1, Column 4.) Calculate the percentage of male participation. (Row 2, Column 3 divided by Row 3, Column 3 and place in Row 2, Column 4.) Note: Row 1, Column 4 plus Row 2, Column 4 should total 100%.

Note: While being within three percent is not a formal compliance standard; if the percent listed in Row 1, Column 4 is within 3% of Row 1, Column 2, then it provides a good target within which compliance is likely.

Principal's Signature:  Date: April 11, 2002

2001-2002
ACCOMMODATION OF INTERESTS AND ABILITIES
SUMMARY PROGRAM CHART 2

KHSAA
Form T2
Rev. 07/01

Participation Opportunities Test Two

		Column 1	Column 2	Column 3	Column 4	Column 5	
Program		Number of Teams Currently Offered	Number of Participants	Number of Teams Added in Last Five Years	Number of Participants Added in Last Five Years	Percent of Total Participation By Sex Added in Last 5 Years	
GIRLS	Row 1	varsity:	9	135	0	0	0%
	Row 2	j.v.:	9	57	0	0	0%
	Row 3	frosh:	2	12	1	12	100%
	Row 4	total:	20	204	1	12	5%
BOYS	Row 5	varsity:	10	255	0	0	0%
	Row 6	j.v.:	10	82	0	0	0%
	Row 7	frosh:	3	59	0	0	0%
	Row 8	total:	23	396	0	0	0%

- 1) List the number of interscholastic teams offered for girls and boys at each competitive level (for example, varsity, junior varsity, and freshman levels). Total each of the entries in Column 1 into Row 4, Column 1 and Row 8, Column 1.
- 2) List the number of interscholastic teams that have been added in the last five years at each competitive level. Total each of the entries in Column 3 into Row 4, Column 3 and Row 8, Column 3.
- 3) List the number of participants that are currently on each level of the teams that were added in the last five years. Total each of the entries in Column 2 into Row 4, Column 2 for girls and Row 8, Column 2 for boys. If a team was added previously but no longer exists, there are no current participants to be added for that team.
- 4) List the number of participants added in the last 5 years. Total each of the entries made in Column 4 into Row 4, Column 4 for girls and Row 8, Column 4 for boys.
- 5) Calculate the percentage of participants that have been added in the last five years (Column 4 divided by Column 2 on each line). For example, if girls' varsity soccer (22 participants), junior varsity soccer (18 participants), junior varsity golf (8 participants), and freshman softball (15 participants) have been added in the last five years, then 63 participation opportunities have been added for girls. If the total number of female participants in the program is 96 (taken from Form T-1, Row 1, Column 3), then 65.6% of the current opportunities (63 of 96) have been added in the last five years. Perform similar calculations for male participants.

Note: If the percentage of current participants added in the last five years is 25% or greater, compliance with test two may be possible. If less than 25%, then compliance with test three should be analyzed. **CAUTION:** 25% is not a formal compliance standard.

Principal's Signature:  Date: April 11, 2002


2001-2002
ACCOMMODATION OF INTERESTS AND ABILITIES
SUMMARY PROGRAM CHART 3

Participation Opportunities Test Three

For any question answered "YES" identify the respective sport(s).

	GIRLS (Yes / No)		BOYS (Yes / No)
1. Is there an intramural team offered in a sport not now available in the interscholastic athletics program? (YES or NO)	yes		yes
2. For a sport <u>not</u> currently offered, is there sufficient interest to form a viable interscholastic team based on participation on an intramural team or community recreation teams? (YES or NO)	no		no
3. For a sport <u>not</u> currently offered, is there sufficient interest to form a viable interscholastic team with the interscholastic survey.	no		no
4. For a sport currently offered, is there interest to form a viable team for a junior varsity, freshman, or other intramural level that is not currently offered? (YES or NO)	no		no
5. If you answered YES to question (1), (2), (3) or (4), are there enough high schools in your geographic area offering the sport (at the appropriate level) to allow for the development of a reasonable schedule of competition. (YES or NO)	no		no

Principal's Signature: _____



Date: _____

April 11, 2002

2001-2002
ACCOMMODATION OF INTERESTS AND ABILITIES
SUMMARY PROGRAM CHART 4

KHSAA
 Form T4
 Rev. 07/01

Levels of Competition Test One

		(Column 1)	(Column 2)
	Team Levels	GIRLS	BOYS
Row 1	Total Number of Athletics Participants in All Levels	204	396
Row 2	Number of Varsity Teams Offered	9	10
Row 3	Number of Participants on all Varsity Teams	135	255
Row 4	Percentage of Total Varsity Participants By Sex	66%	64%
Row 5	Number of Junior Varsity Teams Offered	9	10
Row 6	Number of Participants on all Junior Varsity Teams	57	82
Row 7	Percentage of Total Junior Varsity Participants By Sex	27%	20%
Row 8	Number of Freshman Teams Offered	2	3
Row 9	Numbers of Participants on all Freshman Teams	12	59
Row 10	Percentage of Total Freshman Participants By Sex	5%	14%

- 1) Copy the number entered on Form T1, Row 1, Column 3 and place on Row 1, column 1 of this form.
- 2) Copy the number entered on Form T1, Row 2, Column 3 and place on Row 1, column 2 of this form.
- 3) List the number of teams at the varsity, junior varsity, and freshman levels for boys and girls (Rows #2,5,8) and place in the proper boxes in columns 1 and 2.
- 4) List the number of teams at the varsity, junior varsity, and freshman levels for boys and girls (Rows #3,6,9) and place in the proper boxes in columns 1 and 2.
- 5) Calculate the percentage of female and male participants at each level. (Rows #4,7,10)
 - Divide Row 3, Column 1 by Row 1, Column 1, and place the percentage in Row 4, Column 1.
 - Divide Row 3, Column 2 by Row 1, Column 2, and place the percentage in Row 4, Column 2.
 - Divide Row 6, Column 1 by Row 1, Column 1, and place the percentage in Row 7, Column 1.
 - Divide Row 6, Column 2 by Row 1, Column 2, and place the percentage in Row 7, Column 2.
 - Divide Row 9, Column 1 by Row 1, Column 1, and place the percentage in Row 10, Column 1.
 - Divide Row 9, Column 2 by Row 1, Column 2, and place the percentage in Row 10, Column 2.

Principal's Signature: _____

Date: _____

**2001-2002
BUDGETED AND ACTUAL EXPENDITURES - PROGRAM COMPARISON CHART
TO INCLUDE BOOSTER CLUB FUNDING**

	equipment and supplies		travel		awards		coaches' salaries (to include supplemental and extended employment)		facilities improvements		publications (if sport-specific)	
	B	E	B	E	B	E	B	E	B	E	B	E
G basketball		\$12,455.37		\$1500.00		\$1558.40		\$9700.00		\$2666.66		\$ 295.00
B basketball		\$22,723.86		\$8668.75		\$1218.55		\$12,804.00		\$2666.66		\$3204.00
G softball		\$ 7181.52		\$2594.57		\$ 131.82		\$ 6208.00	\$300,000.00	\$3579.50		0
B baseball		\$14,793.00		\$5400.00		\$2128.00		\$9104.00		\$3579.50		\$5500.00
G cross country		\$ 268.00		0		\$ 11.10		\$ 776.00		0		\$ 177.00
B cross country		\$ 268.00		0		\$ 11.10		\$ 776.00		0		\$ 177.00
G golf		N/A		0		N/A		\$ 776.00		0		0
B golf		\$ 259.00		0		\$ 46.25		\$ 776.00		0		0
G soccer		\$10,143.61		\$1076.74		\$1961.61		\$10,418.40		0		\$3347.00
B soccer		\$11,094.75		\$1530.00		\$2952.50		\$13,402.00		0		\$1774.00
G swimming		\$ 5638.37		\$ 257.81		\$ 329.81		\$ 2659.00		0		0
B swimming		\$ 5638.37		\$ 257.81		\$ 329.81		\$ 2659.00		0		0

"B" is for budgeted dollar amounts and "E" is for actual dollar expenditures. Expenditures should include items provided by third parties such as Booster Clubs.

[Signature]

Principal's Signature: _____

Date: April 11, 2002

**2001-2002
BUDGETED AND ACTUAL EXPENDITURES - PROGRAM COMPARISON CHART 2
TO INCLUDE BOOSTER CLUB FUNDING**

Teams	equipment and supplies		travel		awards		coaches' salaries (to include supplemental and extended employment)		facilities improvements		publications (if sport-specific)	
	B	E	B	E	B	E	B	E	B	E	B	E
G track		\$ 589.83		\$ 243.18		\$ 147.50		\$ 3880.00		0		0
B track		\$ 589.83		\$ 243.18		\$ 147.50		\$ 3880.00		0		0
G tennis		\$ 2796.21		0		\$ 334.88		\$ 776.00		0		0
B tennis		\$ 2796.21		0		\$ 334.88		\$ 776.00		0		0
G volleyball		\$ 4041.77		\$ 836.22		\$ 1421.45		\$ 8328.00		\$2666.66		\$ 434.60
B wrestling		\$10,966.61		0		\$ 581.76		\$ 4656.00		0		0
G (list sport)		-		-		-		-		-		-
B (football)		\$56,232.76		\$ 6743.53		\$ 5584.12		\$31,389.16		\$ 514.71		\$2759.57
G (list sport)		-		-		-		-		-		-
B (list sport)		-		-		-		-		-		-

"B" is for budgeted dollar amounts and "E" is for actual dollar expenditures. Expenditures should include items provided by third parties such as Booster Clubs.

[Signature]

Principal's Signature: _____

April 11, 2002

Date: _____

2001-2002 KHSAA TITLE IX ATHLETICS AUDIT

KHSAA
Form T41
Rev. 07/01

Checklist - Overall Interscholastic Athletics Program

Areas of Compliance	ADVANTAGE TO (Respond based on Internal Evaluation by checking the appropriate column.)		
	GIRLS' PROGRAM	BOYS' PROGRAM	NEITHER PROGRAM
Equipment and Supplies			X
Scheduling of Games and Practice Time			X
Travel and Per Diem Allowances			X
Coaching			X
Locker Rooms, Practice and Competitive Facilities			X
Medical and Training Facilities and Services			X
Publicity			X
Support Services			X
Athletic Scholarships			N/A
Tutoring			X
Housing and Dining Facilities and Services			X
Recruitment of Student Athletes			N/A

Principal's Signature: _____

Date: _____

[Handwritten Signature] *April 11, 2002*

School Name: Tates Creek High School
 School Year: 2001-2002
 Principal's Signature: Bob Gardner
 Date: April 11, 2002

2001-2002
TITLE IX
CORRECTIVE ACTION PLAN

To complete this form, indicate the intended area which needs corrective action, the suggested change and time table for implementation. You may copy this form as needed. Please attach corrective action plans along with audit forms and submit by April 15, 2002.

ITEM FOR CORRECTION	SUGGESTED CHANGE	TIME TABLE FOR CORRECTIVE ACTION
SEE ATTACHMENT		

- An explanation (status report) is needed for all areas identified previously as items for correction as well as all areas currently identified as items for correction. This form shall be typed.

Principal's Signature: *Bob Gardner* Date: *April 11, 2002*

Title IX
Corrective Action Plan (Form T-60)

Much progress has been made in bringing the Tates Creek Softball Facilities into compliance with the KHSAA Corrective Action plan dated November 17, 2000. As communicated in a letter from Principal Gardner to Commissioner Stout dated September 13, 2001, the Fayette County Board of Education, at its April 23, 2001 meeting, allocated \$300,000.00 for the construction of a softball field on the Tates Creek Campus.

Also, in October of 2001, the Lexington-Fayette Urban County Government and the Fayette County Board and the Tates Creek Softball Boosters entered into an agreement which gave the Board, and the Softball team exclusive use of the ball field at Gainesway Park adjacent to the school for a period of one year from September 1, 2001 to August 31, 2002. The agreement included a one-time payment of \$15,000 from the LFUCG to the Booster Club to be used for improvements to the field. At the time of this report the team has been using the field for practice and has begun playing games on the field.

The last Title IX report submitted April 5, 2001 contained information about negotiations between the LFUCG and the Board about an exchange of property between the two entities. Representatives of the two bodies have recently met and agreed, in principle, to exchange the two properties. The exchange process is in progress with appraisals currently being performed on each property. Upon the approval by the Board and the Urban-Council, the property adjacent to Tates Creek High School which contains Gainesway Park will belong to the Board. At that point construction will commence to build a softball facility comparable to the softball facilities recently constructed at Henry Clay High School and Lafayette High Schools. While a specific time frame is not yet established both School Board staff and representatives of the LFUCG feel the transaction will be completed in time to allow play on the facility in the 2002-03 school year.



2001-2002 INTERSCHOLASTIC ATHLETICS SURVEY

Summary Of Student Responses

School Name: Tates Creek High School

School Enrollment: 1743

Date: April 11, 2002

Completed By: Bob Gardner, Principal

Instructions:

1. Summarize the Student Athletics Interest Surveys Form T-61 by listing the total number of responses on the line next to each sport.
2. Under the Other Category please provide a listing of the sports as well as the number of students who are interested in participating.
3. Please sign and date the Summary Form (T-63) and mail the Summary Form only to the KHSAA by April 15, 2002. Do not mail the student surveys (Form T-61). However, these Forms should be maintained in your files in the event they are requested subsequently.

800 Number of Surveys

781 Total Returned

9, 10, 11 Grades Surveyed

How Was The Survey Administered? Students completed forms in First Block Class

Fall Sports (List Total Number of Participation Responses)

28 Cross Country (Girls)

22 Cross Country (Boys)

22 Field Hockey (Girls)

126 Football (Boys)

11 Golf (Girls)

43 Golf (Boys)

43 Soccer (Girls)

48 Soccer (Boys)

80 Volleyball (Girls)

18 Volleyball (Boys)

Winter Sport (List Total Number of Participation Responses)

57 Basketball (Girls)

123 Basketball (Boys)

67 Gymnastics (Girls)

64 { Indoor Track (Girls)

 Indoor Track (Boys)

54 Swimming & Diving (Girls)

23 Swimming & Diving (Boys)

34 Wrestling (Boys)

Spring Sport (List Total Number of Participation Responses)

<u>95</u>	Baseball (Boys)
<u>42</u>	Fast Pitch Softball (Girls)
<u>39</u>	Slow Pitch Softball (Girls)
<u>64</u>	Tennis (Girls)
<u>27</u>	Tennis (Boys)
<u>77</u>	Track (Girls)
<u>49</u>	Track (Boys)

Other Sports (From Student Survey T-61 Question 10)

Name of Sport	Number of Students Interested In Participating
<u>See attachment</u>	_____
_____	_____
_____	_____
_____	_____
_____	_____
_____	_____
_____	_____
_____	_____

Number of Students who participate in Intramural Sports.
(From Student Survey T-61 Question 5)

<u>Sport</u>	<u>Number</u>
<u>See attachment</u>	_____
_____	_____
_____	_____
_____	_____
_____	_____
_____	_____

List Intramural Sports students are interested in adding:
(From Student Survey T-61 Question 6)

<u>Sport</u>	<u>Number</u>
<u>See attachment</u>	_____
_____	_____
_____	_____
_____	_____
_____	_____
_____	_____

Participation in Non-School Sports Activities
 (From Student Survey T-61 Question 7)

<u>Sport</u>	<u>Number</u>
See attachment	


Reasons for not participating in interscholastic athletics.
 (From Survey Question 8)

<u>Response</u>	<u>Number</u>
	681

- 81 I prefer other activities such as band, chorus, etc.
- 170 I don't have time
- 38 The practice schedules and game times are inconvenient
- 46 The sport I like isn't offered
- 23 It's too expensive
- 17 I prefer to participate in club or intramural sports
- 98 Working
- 85 Other

Student Suggestions to encourage participation

See attachment



Principal's Signature

April 11, 2002

Date

Final

most variety

Can't hear announcements

Bad

offer clinics - 1

Better facilities - 1

Prizes - 111

Easier sign ups - 2

Releases sheets - 1

Ceremonies at school - 11

Exercise - 2

Grades - 1

Student suggestions

#1 Question

Question	Healthy	11	6 Total
Lower expenses (Fees)			13
Better Practice Times			14
Offer more sports			7
more info Make Students Aware			16
Get money Donations			3
More info to 8th Graders			4
Better Coaches			5
Win More			2
Fun - Tell How much Fun			12
offer's Credit for sport			2
Gives you confidence			4
Pay Players			3
Something to Look forward to			2
Learn Skills for future			2
Don't give up - try harder			2
Keeps you busy, involved			3
Give individual trophies			3
Get a Pool			2
Add a Hockey Team			2
Get a better track			2
Get a field	⊙	⊙	2
Get involved & involved	⊙	⊙	1
Meet new people			1
Pay for uniforms			1
Fundraising			2
No tryouts			1
More photos students			10

1700 exercise